



# INSPIRING INDIA

Classic Tour | 15 Days | Physical Level 2

Delhi – Jaipur – Pushkar – Udaipur – Bundi – Ranthambore - Agra - Delhi

Let the timeless allure of the Golden Triangle inspire you, as you explore the delightful Udaipur, seek out tigers in Ranthambore, and uncover Rajasthan's hidden gems. Experience the perfect first-time holiday in India, filled with classic sights and unforgettable adventures.

- Immerse yourself in the lively buzz of Delhi's colourful bazaars
- Seek out the majestic tigers roaming Ranthambore's wilderness
- Gaze at the grandeur of the Taj Mahal's timeless beauty
- Explore Jaipur, the "Pink City"
- Visit the impressive Chittor Fort
- Discover the unique step wells of Bundi

## TOUR MAP

---



## INSPIRING INDIA TOUR INCLUSIONS:

---

- Return international economy flights, taxes and current fuel surcharges (unless a land only option is selected)
- All accommodation
- All meals
- All sightseeing and entrance fees
- All transportation and transfers
- English speaking National Escorts (if your group is 10 or more passengers) or Local Guides
- India visa fees for New Zealand passport holders (please see visa section below for further information)
- Specialist advice from our experienced travel consultants
- Comprehensive travel guides
- Safe and secure with IATA

The only thing you may have to pay for are personal expenditure e.g. drinks, optional excursions or shows, insurance of any kind, customary tipping, early check in or late check out and other items not specified on the itinerary.

## CLASSIC TOURS:

---

These tours are designed for those who wish to see the iconic sites and magnificent treasures of India on an excellent value group tour whilst travelling with like-minded people. The tours are on a fully-inclusive basis so you'll travel with the assurance that all your arrangements are taken care of. You will be accompanied by our dedicated and professional National Escorts and local guides, whose unparalleled knowledge will turn your holiday into an unforgettable experience.

## PHYSICAL LEVEL 2:

---

All our tours feature a physical rating to help you select the right holiday for you. To travel on any of our tours requires unaided mobility and the ability to stroll around the sights. 'Inspiring India' is rated 2 on the physical level scale. A reasonable level of fitness is required but it's more about spending time on your feet rather than covering large distances. You'll be getting on and off coaches and boats, walking around the sights and climbing some steps.

- There will be sightseeing on foot for both short and extended periods of time
- Sightseeing at nearly all of the palaces, fortresses and some temples involves climbing quite a number of steps, often without handrails
- You will be required to get on and off various sizes of boats and rickshaws throughout the tour
- There will be some uneven surfaces during the safari in Ranthambore which could make for a bumpy ride

Of course, our National Escort and local guides will always endeavour to provide the highest level of service and assistance; however, they cannot be expected to cater for customers who are unfit to complete the itinerary

## JOINING YOUR TOUR:

---

The tour is 15 days in duration including international flights. Please note, due to flight schedules passengers may depart/arrive on Day 2.

Travellers booked on 'Land Only', the price includes your arrival/departure airport transfers if arriving/departing on the start and conclusion date of your tour. Please advise your international flight times to Reservations.

Join the tour on Day 2 in Delhi and end the tour on Day 14 in Delhi. Please refer to your final itinerary for more specific meeting instructions pertaining to your departure.

## DETAILED ITINERARY

### Day 1-2: Arrive Delhi

Meals: D

Upon arrival into Delhi, your local guide from Wendy Wu Tours will meet you and transfer you to your hotel, for a two-night stay. You will transfer approximately 45 minutes to your hotel and check-in.



#### Destination Information

**Delhi** - As the capital of India, Delhi is the third largest city with a population of approximately 18 million. Its strategic location along the north-south, east-west route has given it a focal position in Indian history and many great empires have been ruled from here. The monuments and ruins of these are scattered throughout the city, often side by side with modern structures and high-rise towers.

### Day 3: Delhi

Meals: B, L, D

This morning the tour introduction will either be held in the hotel or on the coach.

After your breakfast we will embark on a full-day of sightseeing around Old and New Delhi, involving approximately 3.5 - 04 hours on foot. Next, travel approximately 30 – 40 minutes to Khari Baoli Spice Market and enjoy a rickshaw ride before visiting Jama Masjid. Continue to Lakshmi Marayan Hindu Temple, followed by a brief photo stop at India Gate. End your day with a visit to Humayun's Tomb and the Qutub Minar.



#### Destination Information

**Jama Masjid** - Jama Masjid is the largest mosque in India, with a courtyard capable of holding 25,000 devotees. Built between 1644 and 1658, the mosque was Shah Jahan's final architectural achievement.

**India Gate** - Located at the end of the Rajpath, India Gate is a moving memorial to the 90,000 Indian servicemen who died in World War 1.

**Humayun's Tomb** - A landmark of Mughal architecture, the tomb was built in 1570 for the Mugul Emperor Humayun. Commissioned by his wife, it was the first garden tomb in India.


**Qutab Minar** - Built in the 12th century, this tower of victory is gracefully hand-carved along its entire height of 73m.



**Day 4: Delhi to Jaipur**

Meals: B, L, D

After breakfast, commence the 4 hours drive to Agra. Make a stop enroute to visit the Itmad-ud-Daulah, nicknamed the Baby Taj, before continuing to the impressive Agra Fort. Sightseeing at the fort involves approximately 45-60 Minutes on foot with some steps. Finally, transfer to your hotel for check-in for your overnight stay.

**Destination Information**

**Jaipur** - Some parts of the road are very rough, so the journey takes most of the morning. Jaipur was founded in 1727 as Mughal power within India was declining. The then, Maharaja Jai Singh moved his capital from Amber Fort down onto the plain below. The city is now the capital of Rajasthan State and commonly called the 'Pink City' because of the pink paint on all the buildings in the old city area. This was apparently done to imitate the magnificent, red sandstone buildings of the Mughals and in an attempt to impress the Prince of Wales when he visited Jaipur in 1876.

**Day 5: Agra to Jaipur**

Meals: B, L, D

After breakfast, take a quick photo stop at the Hawa Mahal (Palace of the Winds) from the outside, as entry for tourists is not permitted. You'll view it from the bustling road opposite. Next, enjoy a jeep ride from the bus park to the entrance of Amber Fort. Please note that the sightseeing experience inside the fort will take approximately 1.5 - 2 hours and involves navigating some steps.



In the afternoon, visit two of the city's top attractions. Explore the majestic Maharaja's City Palace, which still serves as the residence of the city's royal family. Then, marvel at the fascinating Jantar Mantar Observatory, a collection of extraordinary instruments designed to measure celestial phenomena.

Later, take the opportunity to visit a nearby craft centre, where you can try your hand at block printing and carpet weaving. Immerse yourself in the vibrant local bazaar at Choti Choper, where you can indulge in some leisurely browsing.

**Destination Information**

**Hawa Mahal (Palace of the Winds)** - A five-story palace erected in 1799 by the Sawai Pratap Singh so that the veiled ladies of his harem could observe, unnoticed, the lively street scenes below.

**Amber Fort** - Built from yellow and pink sandstone and white marble, Amber Fort was built in the 16th century by Raja Man Singh. Inside the fort we visit the Hall of Victory, which houses the famed Sheesh Mahal.

**Maharaja's City Palace** – the former Royal residence; part of the building has been converted into a museum, while the Royal family of Jaipur still uses the remaining sections of the palace.


**Jantar Mantar Observatory** - The largest stone and marble crafted observatory in the world is located just outside the City Palace. The observatory has 17 large instruments, many of them still in working condition.

**Choti Choper** - A market located inside the walled city, where villagers from around Jaipur come to sell and trade their produce.

**Day 6: Jaipur to Pushkar**

Meals: B, L, D

In the morning, embark on a 3-hour transfer to Pushkar. Upon arrival, immerse yourself in the vibrant local markets and admire the sacred Brahma Temple, one of the few in the world dedicated to the deity many Hindus believe is the creator of the universe.



**Destination Information**

**Pushkar** - The village of Pushkar lies 11km from Ajmer on the edge of the Thar Desert. At its heart is one of India's most sacred lakes, Pushkar Lake. There are 52 ghats around the lake and numerous temples. Apart from its religious significance, Pushkar is known for its 'Cattle and Camel' fair held every year in the festival month of Kartik (from October to November). It is one of the world's largest camel fairs, and apart from the buying and selling of livestock, it has become an important tourist attraction.

**Brahma Temple** - An important pilgrimage centre for Hindu. The temple is constructed of marble and houses a statue of Lord Brahma in the seated position.

**Day 7: Pushkar to Udaipur**

Meals: B, L, D

Drive approximately 6 – 6.5 hours to Udaipur. Enroute you will stop at Nathdwara for lunch. Upon arrival, the rest of the day is at leisure to relax.


**Destination Information**

**Udaipur** - The origins of Udaipur are based on a legend which tells of a holy sage that Maharaja Udai Singh encountered while hunting in the foothills of the Aravalli Range in Mewar. The sage told the King to build a palace in that exact spot and it would be well-protected and so with this advice, Maharaja Udai Singh built his residence there. At the time, Chittorgarh was the capital of Mewar state, however in 1568 Chittorgarh was attacked by the Mughal emperor Akbar, and so Maharaja Udai Singh moved the capital to Udaipur. Today, the City Palace of Udaipur is still home to Maharaja Udai Singh's descendants who remain rulers of this independent state.

**Day 8: Udaipur**

Meals: B, L, D

Embark on an exploration of Udaipur today, beginning with a scenic drive around Fateh Sagar Lake. Immerse yourself in the rich culture at the Folk Museum and Mewar Art Gallery, followed by a visit to the magnificent City Palace. Conclude the day with a delightful cruise on the serene waters of Lake Pichola, taking in the picturesque views that Udaipur has to offer.

**Destination Information**

**Sahelion Ki Bari** – A major garden in the northern part of the city, built for a group of 48 young women attendants who accompanied a princess to Udaipur as part of her dowry.


**City Palace** - The spectacular City Palace was built in 1725 by Maharana Udai Singh and overlooks Lake Pichola. The Palace comprises of 11 palaces including the Dilkhush Mahal, Sheesh Mahal, Moti Mahal and the Palace of Lord Krishna, all of which are ornately decorated. The City Palace also houses the world's largest private collections of crystals.

**Lake Pichola** - The 4km long Lake Pichola is fringed with hills, palaces, havelis, ghats and temples. The Lake Palace, formally known as Jag Niwas, was built between 1734 and 1751. It was once a royal summer retreat and is now one of the world's greatest hotels. It is also a popular location for film shoots, including James Bond's Octopussy.

**Day 9: Udaipur to Bundi**

Meals: B, L, D

On your journey to Bundi, make a stop to explore the majestic Chittor Fort and the impressive Vijay Stambh. Chittor Fort, one of the largest forts in India, proudly stands atop a hill, providing a breathtaking view of the town of Chittorgarh. Marvel at the grandeur and historical significance of this magnificent fortress before continuing your travels to Bundi.

**Destination Information**

**Chittor Fort** - A world heritage site, whose origin has many theories and legends surrounding it.

**Bundi** - A town that is dominated by its immense fort. Within the fort walls is a beautiful palace, Badal Mahal, famous for its painted murals.

**Day 10: Bundi to Ranthambore National Park**

Meals: B, L, D

Begin your day with a satisfying breakfast and immerse yourself in the charm of the town. Explore its intriguing step wells and uncover the historical wonders of Taragarh Fort. Later, embark on a scenic 3-hour drive to Ranthambore, where you will check into your hotel and prepare for your wildlife adventure.

**Destination Information**

**Ranthambore National Park** - Is one of the prime examples of Project Tiger's conservation efforts in Rajasthan. The forest around Ranthambore was once the private hunting grounds of the Maharajas of Jaipur and is one of the largest national parks in Northern India. Ranthambore National Park is renowned for its tiger population; however you may also come across other wild animals such as leopard, nilgai, wild boar, sambar, hyena and sloth bear.

*Please carry your passport with you for entrance into the park.*

**Day 11: Ranthambore National Park**

Meals: B, L, D

Indulge in morning and afternoon canter safaris within the national park, offering thrilling opportunities to spot the local wildlife. Brace yourself for two to three hours of driving on rough, unpaved tracks. Please note that there won't be any bathroom breaks during the safaris. Remember to carry your passport each day to ensure entry to the park.

**Day 12: Ranthambore to Agra**

Meals: B, L, D

Embark on a scenic 6-6.5 hour journey to Agra, with a captivating stop en route at Fatehpur Sikri. Explore the Tomb of Chisti and the exquisite Panchal Mahal Palace. Upon reaching Agra, check into your hotel for your stay.

**Destination Information**

**Fatehpur Sikri** - Located 34km from Agra, Fatehpur Sikri was built by Emperor Akbar in 1569 after it was prophesied that the then childless Akbar would have sons if he moved his capital to the site. At great expense to the empire, the capital was moved here but sadly only occupied for 14 years before slowly being deserted and ruined after Akbar left the city due to a scarcity of water.



**Agra** - Home to the world-famous Taj Mahal. Agra rose to fame in the medieval period as the capital of the Mughal Empire and was beautified with gardens, waterfalls, bathhouses and canals. In modern times, the city of Agra houses a thriving carpet industry.

---

**Day 13: Agra**

Meals: B, L, D

Wake with much excitement, as you head to the Taj Mahal. Here you will board small electric carts to take you to the entrance. You will have approximately 90 – 120 Minutes here to explore. For admission to the main mausoleum area, you are required to wear shoe covers (these may be provided on site, but please be prepared to bring an additional pair of socks).



Visit the Itmad-ud-Daulah, nicknamed the Baby Taj, before continuing to the impressive Agra Fort. Sightseeing at the fort involves approximately 45-60 Minutes on foot with some steps.

Travel 4 hours to Delhi where you will check in at your hotel before the farewell dinner.

**Destination Information**

**Taj Mahal** - One of the most recognisable monuments in the world, the Taj Mahal is a white marble monument found on the southern bank of the Yamuna River. The Taj Mahal was built by the Mughal Emperor Shah Jahan between the years 1631 -1648 in memory of his favourite wife, Mumtaz Mahal, who died in 1631.

**Agra Fort** - Situated on the west bank of the Yamuna River and built by Emperor Akbar between 1565 and 1573. Its imposing red sandstone ramparts form a crescent along the riverfront and encompass an enormous complex of courtly buildings, ranging in style from the early eclecticism of Akbar to the sublime elegance of Shah Jahan. The barracks to the north are British additions from the 19th century. A deep moat, once filled with water from the Yamuna River, surrounds the fort.

---

**Day 14-15: Depart Delhi**

Meals: B

After breakfast, you will be met at your hotel for your transfer to the airport for your flight home.

## INDIA - TRAVEL INFORMATION

### VISAS:

---

New Zealand passport holders currently do require a visa to enter India. Wendy Wu Tours Visa Department can assist you with the process of obtaining a visa. We will supply you with all paperwork if applicable and submit the visa application on your behalf. Your passport needs to be valid for at least six months beyond your intended return date to New Zealand.

Please note the visa procedures and requirements may change at any time. These changes are often made by the relevant embassy or consulate; Wendy Wu Tours acts as a third party and has no influence on the process of a visa. Your travel consultant will inform you if any changes are applicable prior to your departure.

### INSURANCE:

---

We strongly recommend that you take out a policy as soon as you pay your deposit. Wendy Wu Tours cannot in any way be made liable for any additional cost incurred by the customer on any tour due to the customer not having adequate travel insurance.

We also encourage all customers to take a copy of their travel insurance documents (especially relevant international contact numbers) with them while on tour. We advise that you check the inclusions and procedures for lodging claims prior to your departure. These documents should be stored separately from the original

### EATING IN INDIA:

---

Indian cuisine is one of the most influential, diverse and flavoursome culinary styles in the world. Indian dishes incorporate many spices and seasoning to create an explosion of flavours. Though Indian cuisine can vary greatly from the Indian food we get in New Zealand, it is important to keep an open mind and be adventurous. All meals (excluding drinks) are included in our classic group tours, from dinner on the arrival day until breakfast on the day of departure. Please be aware that dishes selected for your meals reflect the cooking styles and signature dishes of the local area you are in.

Dishes served in restaurants on our group tours are varied. Some will be vegetable-based with meat mixed in, and a few will be meat-based. Our restaurants are well aware of the western palate – there are plenty of non-spiced options. When eating meals on group tours, you will usually be seated around a large table with other tour members. Dishes will be served in the traditional ‘family style’; meaning that various dishes will be laid out in the centre of the table. These dishes are intended to be shared amongst the group – there is always more than enough to feed everybody.

We recommend that when it comes to Indian food, you stay open minded and try to be adventurous!

**PLEASE INFORM US OF ANY ALLERGIES AND/OR SPECIAL DIETARY REQUIREMENTS  
AT TIME OF BOOKING**

### RANTHAMBORE NATIONAL PARK SAFARI:

---

To ensure your safari booking at Ranthambore National Park we will require a scanned copy or photocopy of the bio page in your passport along with your deposit. Wendy Wu Tours cannot confirm your safari arrangements without this information.

### ACCOMMODATION:

---

Your accommodation is selected for convenience of location, comfort or character, and can range from business hotel in one city to a family-run guesthouse in a smaller town or a heritage-type hotel. Hotels are generally rated as local three to four-star standard, but please note that there is no international classification system for hotels and differences in facilities and quality may exist between New Zealand and India. All group tour hotels have private western bathroom facilities and air conditioning where needed. Plumbing and electricity supplies can be erratic and quite often the power in hotel rooms is turned off while guests are out of the room. If you experience any difficulty, please speak to your National Escort.

Rest assured that all hotels used by Wendy Wu Tours are regularly inspected by our staff and our partners to ensure that standards meet your needs.

### TIPPING POLICY:

---

Tipping while on holiday is common in most parts of the world and India is no exception. However, it is not always clear who it is appropriate to tip and how much. Furthermore, travellers may not have the right amounts of cash available at the right time. In order to avoid any inconvenience Wendy Wu Tours operates a tipping policy where a stated amount is given to your national escort at the beginning of your tour and tips are disbursed amongst your main service providers (for example local guides and drivers) throughout your tour. The amount is designed to be at a reasonable level for travellers while being fair to the local people and includes a gratuity for the national escort. Any other tipping, such as tips for bathroom attendants or hotel porters that are taking luggage to your room, is at your discretion based on satisfaction of services received, as are gratuities for additional requested special services.

We generally find that most customers appreciate the convenience of our tipping policy, but we do recognise that it may not suit everyone. However, as this is a group tour, we ask that everyone follows the same protocol to be fair to other group members and to ensure smooth operation of your tour.

### TRANSPORT:

---

**Coaches:** Coaches with air conditioning are used on our group tours for city sightseeing, short excursions to the countryside and longer transfers where necessary. Main and inner-city roads in India have a reputation for being very congested. For this reason, it may not always be possible to return to your hotel after sightseeing to freshen up before going to the restaurant for dinner.

Roads in India have generally been improved over recent years, but traffic and/or weather conditions may extend driving times. Road construction work usually covers an enormous section of road - not just one or two kilometres as you may be used to. For this reason, the timings listed in the sections above are approximations only.

### LUGGAGE:

---

All travellers are limited to two items of luggage each: a suitcase with a maximum weight of 15 kg and one piece of hand luggage with a maximum weight of five kilograms. It is essential that your luggage is lockable. Please note that authorities will only allow bottles onto the aircraft if they have been checked in as main baggage. Bottles in hand luggage may be confiscated.

### APPROPRIATE DRESS:

---

When visiting temples or mosques, both men and women should dress in conservative, non-revealing clothing. Full-length trousers with a shirt or t-shirt for men; and trousers or skirts well below the knee with a top that covers the shoulders and upper arms for women. Women might also consider carrying a 'modesty shawl' in their daypack – this could be a sarong or light scarf – which they can wear over their shoulders and heads to feel more comfortable while sightseeing at mosques. When visiting Jain temples, you must not wear or take in any leather items such as belts, watches, camera straps, purses and shoes.

Religious sites and homes throughout India – for Hindus, Jains, Sikhs, Muslims or Buddhists to name a few – require all visitors to remove their shoes to enter. Even if you then need to walk outdoors, over hot or rough ground, you will not be allowed to wear shoes. You will often find shoe storage rooms near the entrance of a site where it is customary to leave your shoes near the entrance. Occasionally there are 'shoe minders' who will offer to keep your shoes safe for a 'tip' – this is not compulsory so each customer can choose to tip for this service or not. If you do not want to remove your shoes, you will have to remain outside.

We recommend shoes that easily slip on and off, and carry a pair of thick, old socks in your daypack, which you can wear to protect your feet from any rough or hot surfaces.

### CLIMBING STEPS:

---

Sightseeing at nearly all of the palaces, fortresses and some temples involves climbing quite a number of steps. These palaces were built to provide defense against potential invaders so nearly all of them stand on top of a hill, while the interiors have layers of narrow hallways and steps to slow down the advance of enemies once they were inside.

The steps tend to be quite large, not level and sometimes without handrails. Hindu and Buddhist temples or pagodas also tend to be built at an elevation, as this is the most auspicious position according to ancient beliefs. This means you sometimes need to walk from the bus park to the entrance, and/or need to climb some steps inside.

People with knee or hip injuries, who have poor balance or are otherwise unable to complete these activities independently should consider the suitability of this itinerary carefully.



### EXCHANGING CASH:

---

US Dollars can be easily exchanged in India, provided notes are new and undamaged. We suggest exchanging your money before travelling to remote areas and smaller towns, as exchange facilities can be limited. Try and keep some small notes and coins on you, as on street stalls and in small shops they may not have the change to break up a high denomination note. If you decide to use US dollars, make sure they are in a good state (not ripped, etc.) or they will not be accepted. ATMs are common across India and we recommend using an ATM inside a bank where possible. Most major credit cards are widely accepted across the continent, though please bear in mind the charges of your provider. Debit cards are also widely accepted but may have a limit to the amount of cash you can withdraw – consult your bank about this before travelling.

### PERSONAL EXPENSES AND OPTIONAL TOURINGS:

---

Personal Expense - You will need to take some extra money to cover drinks, laundry and souvenirs, plus any additional sightseeing that may be offered to you.

Optional Tours - May be offered in each city you visit during your tour. These are not included in the standard itinerary and will only be available if time permits and if seats are available.

Please ensure you have additional funds available if you feel you may wish to participate in any extra activities. Each option will be arranged locally by your National Escort/Local Guide, participation and tipping for optional excursions is completely at your discretion.

### VACCINATIONS AND YOUR HEALTH:

---

We recommend that you contact either your Doctor or Health centre for advice on vaccinations and travel health. Safetravel has a comprehensive website that you may also find useful [www.safetravel.govt.nz](http://www.safetravel.govt.nz)

### BEFORE YOU LEAVE:

---

We strongly recommend registering your travel plans with [www.safetravel.govt.nz](http://www.safetravel.govt.nz) as in the event of an emergency, New Zealand Consular assistance will be more readily available.

Up until the day you travel, it is vital you keep up to date and familiarised with the entry requirements as these can change at short notice. You are personally responsible for completing any entry forms, conducting any covid tests (if necessary), etc and adhering to countries' specific entry requirements.

You can also access the New Zealand Government's travel advisory service for up-to-date information about your destination on the same website.

**AFTER YOUR BOOKING:**

---

Once you have booked with Wendy Wu Tours, you will receive a confirmation along with a link to our website where you can find your visa information (if applicable) and other important information. Your final documentation pack will be sent to you approximately 2-3 weeks prior to departure.

**ITINERARY CHANGES:**

---

It is our intention to adhere to the day-to-day itinerary as printed; however, the order of events or sightseeing may change as we look to improve our tours or as local conditions dictate; in these circumstances we will make the best possible arrangements whilst maintaining the integrity of your trip.

Updated: Jun 2023