



SCENIC SOUTH KOREA

Classic Tour | 14 Days | Physical Level 2

SEOUL – GWANGJU – SUNCHEON – BUSAN – GYEONGJU – MT SEORAK – SEOUL

With its complex history, soaring skyscrapers and centuries-old temples, this tour has something for everyone from bustling cities to stunning countryside and UNESCO world heritage-listed national forests. It is a tour full of contrasts.

- Explore modern Seoul
- Discover picturesque Busan
- Visit Mt Seorak National Park
- Spend time in Gyeongju, 'the museum without walls'
- Visit the DMZ

TOUR MAP



SCENIC SOUTH KOREA TOUR INCLUSIONS:

- Return international economy flights, taxes and current fuel surcharges (unless a land only option is selected)
- All accommodation
- All meals (From dinner on day 1 to breakfast on the last day)
- All sightseeing and entrance fees
- All transportation and transfers
- English speaking National Escorts (if your group is 10 or more passengers) or Local Guides
- Specialist advice from our experienced travel consultants
- Comprehensive travel guides
- Safe and secure with IATA

The only thing you may have to pay for are personal expenditure e.g. drinks, optional excursions or shows, insurance of any kind, customary tipping, early check in or late check out and other items not specified on the itinerary.

CLASSIC TOURS:

See the classic sights in the company of expert guides so you can really understand the history and culture of the destination. On our classic tours we take care of everything, leaving you to sit back and enjoy the experience to the full. The tours are fully inclusive with all meals and a comprehensive touring programme.

PHYSICAL LEVEL 2:

All our tours feature a physical rating to help you select the right holiday for you. To travel on any of our tours requires unaided mobility and the ability to stroll around the sights.

'Scenic South Korea' is rated as a physical level 2 tour. A reasonable level of fitness is required but it's more about spending time on your feet rather than covering large distances. You'll be getting on and off coaches and boats, walking around the sights and climbing some steps as well as ascending/descending steep slopes.

- On several days, there will be sightseeing on foot for extended periods of time, often involving steps or uneven ground
- You will be required to get on and off various sizes of boat without assistance

Of course, our National Escort will always endeavour to provide the highest level of service and assistance; however, they cannot be expected to cater for customers who are unfit to complete the itinerary.

JOINING YOUR TOUR:

The tour is 14 days in duration including international flights. Please note, due to flight schedules passengers may depart/arrive on Day 2.

Travellers booked on 'Land Only', the price includes your arrival/departure airport transfers if arriving/departing on the start and conclusion date of your tour. Please advise your international flight times to Reservations.

Join the tour on Day 2 in Seoul and end the tour on Day 13 in Seoul. Please refer to your final itinerary for more specific meeting instructions pertaining to your departure.

DETAILED ITINERARY

Day 1-2: Seoul

Meals: D

Fly overnight to Seoul, South Korea's dynamic capital. On arrival you will be met by a driver and transfer to your hotel. Please note your driver may not speak much English. This evening you will meet your English-speaking guide and enjoy a welcome dinner at a local restaurant.

Please note: Early check in is not included. If your flight arrives in the morning and you wish to arrange this, please speak to your reservation's consultant



Destination Information

Seoul – Capital of South Korea, Seoul is a dynamic metropolis where modern skyscrapers, shopping malls and pop culture meet Buddhist temples, palaces and street markets. Seoul was the capital of Korea from 1394 until the formal division of the country in 1948. However, its history stretches back over two thousand years. The name itself has come to mean “capital” in the Korean language.

Day 3: Explore Seoul

Meals: B, L, D

Following your welcome meeting at the hotel, begin a full day tour of Seoul by heading to Gyeongbok Palace to watch the 'Changing of the Guards' ceremony, and then visit the Palace itself and the surrounding grounds. Next, attend a Korean cooking class - making traditional Bibimbap and enjoy your own creations for lunch! Also visit the UNESCO World Cultural Heritage registered Jongmyo Royal Shrine and then head to the observation deck of the N Seoul Tower for panoramic views over the city.

Due to a change in local traffic laws, you will need to leave the coach and travel by public bus to/from the tower. Round the day off by watching an award-winning 'Nanta' show, a nonverbal performance. A total of 5 hours on foot today.



Destination Information

Gyeongbok Palace – Built in 1395, Gyeongbok Palace was located at the heart of newly appointed capital of Seoul (then known as Hanyang) and was the main royal palace of the Joseon Dynasty. The palace has been rebuilt after destruction several times, and today houses a couple of museums, ornamental gardens and some of Seoul's most outstanding architectural sights. It is here that the 'changing of the guards' ceremony takes place.

Bibimbap – a staple in Korea, it is pronounced as ‘bee-bim-bap’ which simply translates as mixed rice. This Korean bowl incorporates steamed rice as the base and topped with fresh, sauteed vegetables and meat, fried egg and optional gochujang (red chili paste).

Jongmyo Royal Shrine - was a primary place of worship for kings throughout the Joseon Dynasty (1310-1910) and has been registered as a UNESCO World Cultural Heritage site.


N Seoul Tower – The N Seoul Tower, built in 1969, is a communication and observation tower located on Namsan Mountain. At 236 metres, it marks the second highest point in Seoul.

Nanta – Nanta is a South Korean non-verbal comedy show created and produced by Song Seung-whan and incorporates traditional samul nori rhythm. It first premiered in 1997 and made its international debut at the 1999 Edinburgh Festival Fringe, where it received an award for best performance. Since then, it has been staged in multiple countries around the world.

Day 4: Visit Soswaewon Garden

Meals: B, L, D

Journey around 4.5 hours by coach and visit a Bamboo Forest called Juknokwon, where you will stroll around parts of the forest for around 1 hour over a mix of flat and uneven terrain. Next, head to Damyang and stroll around Soswaewon Garden, a private garden where the beauty of traditional Korea is preserved. Continue around 1 hour by coach to Gwangju. Passing through the old town of Yangnim-dong, a neighbourhood that transports its visitors back in time almost 100 years. A total of 3 hours on foot today.

**Destination Information**

Juknokwon Bamboo Forest – Juknokwon is a bamboo forest featuring a beautiful waterfall, pavilion, walking paths and an eco-exhibition centre. Whilst the forest is mostly flat, there will be the occasional slope, steps and some uneven terrain to walk upon.


Soswaewon Garden – Soswaewon is a typical Korean garden from the Joseon Period, built between 1503 and 1557. The garden is a scenic spot with a mix of natural and artificial features that blend well together. Trees are planted on either side of a stream, and clear water flows down the foot of the garden walls.

Gwangju – Gwangju is Korea's sixth-largest city. It is often considered the birthplace of Korean democracy due to a pro-democracy uprising in 1980. Art flourishes in Gwangju thanks to a wealth of museums, exhibitions and festivals.

Day 5: Explore Seonamsa Temple

Meals: B, L, D

Transfer around 1 hour to Boseong and visit a green tea plantation, the best tea producing area in Korea. Take a short hike up to the observation deck to enjoy the full view of the field, this will involve climbing some steps. During your visit you will also get the chance to taste some green tea or green tea ice cream. Continue around 1 hour to Suncheon and visit Seonamsa Temple complex, famous for its beautiful arched stone bridge. The walk from the bus to the temple is around 10-15 minutes on a flat road, however the terrain is uneven with some steps at the temple complex itself.



Also visit Nakaneupseong Fortress Village where you can observe the indigenous lifestyle of the southern area of Korea and try your hand at traditional handkerchief dyeing. A total of 4 hours on foot today.

Destination Information

Tea Plantation – Boseong is known as the green tea capital of Korea and recognised for its great quality. Green tea has been produced in Boseong for the past 1600 years and the county is the largest tea-producing area in Korea. It is the surrounding climate and soil that provide good conditions for growing this unique green tea that has a distinct taste and aroma. We recommend ascending to the viewing platform only. It is possible to climb to the very top, however the return path via foot is extremely rocky.

Suncheon – Suncheon is a scenic agricultural city of around 280,000 people near Suncheon Bay.

Seonamsa Temple – Seonamsa Temple, built in the 6th century, is a beautiful Buddhist temple located at the west end of Mt. Jogyesan. It is famous for South Korea's most beautiful arched stone bridge. There are some steps and uneven terrain to walk upon at the temple complex.

Nakaneupseong Fortress Village – Naganeupseong is a historic village noted for its well-preserved cultural landscape and traditional lifestyle continued from the Joseon Dynasty (1392-1910). It includes a fortress, government buildings and private houses. Currently 288 people live in 90 households. Many families have lived in the village for generations, keeping their traditional lifestyle.


Please note that the visit to Nakaneupseong Fortress Village requires a minimum of 10 passengers, in the event that your group size is less than 10, this time will be spent at leisure.

Day 6: Travel to Busan

Meals: B, L, D

Transfer just under 1 hour to Yeosu and take a cable car, enjoying the beautiful ocean scenery and numerous islands of Yeosu. Descend the cable car at Odongdo Island, where you can stroll around and enjoy the scenery. Continue 3 hours to Busan, the largest port city in South Korea. A total of 2 hours on foot today

During cherry blossom season only, a visit to Jinhae to enjoy the Cherry Blossom Festival is included en route to Busan.

**Destination Information**

Yeosu Cable Car – Yeosu Maritime Cable Car is the first of its kind in Korea, connecting Dolsan Island and the mainland over the ocean.

Odongo Island – Odongo is a beautiful islet with over 70 species of wildflowers, a walkable breakwater and a lighthouse that offers beautiful views of the harbour.

Busan – With over 3.6m people, Busan is South Korea's second largest city and the largest seaport. However, the city is full of character and is known for its beaches, mountains and temples. As Busan was not captured during the Korean War, it gives a glimpse of Korea before the 1950s in a way that other places don't.

Day 7: Discover Busan

Meals: B, L, D

Enjoy a full day tour of Busan, starting with a stroll through the famous Jagalchi Fish Market, one of the largest seafood markets in Asia. Next, visit the observation deck at Busan Tower, followed by browsing the stalls at Kukje Market. After lunch, head to Oryukdo Skywalk and then continue to Dongbaekseom Island and visit the Nurimaru APEC House before strolling along the esplanade of Haeundae Beach, enjoying the ocean views. Later, transfer around 1.5 hours to Gyeongju, the 'Museum without Walls', and stay overnight at Bomun Lake, which is famous for its cherry blossom. A total of 5 hours on foot today.

**Destination Information**

Jagalchi Fish Market – Jagalchi is the largest fish market in Korea, offering a huge variety of live seafood and restaurants. The name is said to originate from jagal, gravel in Korean, as it used to be surrounded by gravel.

Busan Tower – Busan Tower is a symbol of Busan that stands 69m above sea level at a height of 120m.

Kukje Market – Steeped in decades of history, Gukje Market was established during the Korean War in 1950, intended to be a place for refugees to set up shop to make a living. It soon grew into a thriving, popular market.

Oryukdo Skywalk – Oryukdo in Korean translates to ‘walking in the sky’. The 15-metre horseshoe-shaped glass bridge is set up over a 35-metre high coastal cliff, located on the dividing point between the East Sea and the South Sea.

Dongbaekseom Island – Dongbaekseom, meaning island of camellias, is an island located off one end of Busan's famous Haeundae Beach. Although years of sedimentation have connected the island to the mainland, Dongbaekseom is still referred to as an island.

Nurimaru APEC House – The round, glassy Nurimaru APEC House was the site of the 2005 APEC Leaders' Meeting. The house is now a museum dedicated to the 2005 meeting. There are also gorgeous views of Gwangan Bridge and the Busan coastline from here.

Haeundae Beach – Haeundae Beach is considered one of Korea's most famous and beautiful beaches. The white sandy beach stretches 1.5km, creating a beautiful coastline.

Gyeongju – Known as ‘the museum without walls’, Gyeongju was the capital of the ancient kingdom of Silla (57 BC – 935 AD) and was at one point the 4th largest city in the world. A vast number of archaeological sites and cultural properties, including tombs, temples, rock carvings, pagodas and palace ruins remain in the city.

Day 8: Explore Gyeongju

Meals: B, L, D

Enjoy a full day tour of Gyeongju starting at the Seokguram Grotto and Bulguksa Temple, both designated as UNESCO's World Heritage Sites. At both places, the terrain is uneven with steps, but there are handrails. After lunch, head to Gyeongju National Museum which preserves much of the Silla heritage.

Also visit Tumuli Park, where you will enter the excavated tomb, and stroll along Anapji Pond. A total of 5 hours on foot today.
Destination

**Destination Information**

Seokguram Grotto – Seokguram Grotto is part of the Bulguksa temple complex, lying four kilometres east. It is an artificial stone temple made of granite, which was completed in 774. Seokguram Grotto contains a statue of Buddha looking at the sea, as well as other portrayals of gods, Bodhisattvas and disciples.

Bulguksa Temple – Bulguksa Temple was built in 528 during the Silla Kingdom, but has undergone numerous renovations and reconstructions throughout history. It was designated as a World Cultural Asset by UNESCO in 1995 and it is home to many important cultural relics.

Gyeongju National Museum – preserves much of the Silla heritage, including magnificent gold crowns, pottery, Buddhist artifacts, stone sculptures and the legendary Emille Bell, one of Asia's largest and most resonant bells - 25 tons of bronze standing 11 feet high.

Tumuli Park – In the centre of town, the walled-off Tumuli Park contains over two dozen large and small tombs from the Silla period. Until quite recently this was a functioning, though quiet, part of town, but in the 1970s the buildings were removed, and the area beautified.

Anapji Pond – Anapji, or Wolji, is an artificial pond in Gyeongju National Park. It was part of the palace complex of ancient Silla, where the Silla royal family relaxed and enjoyed themselves. After the fall of Silla, the site was abandoned and forgotten.

Day 9: Visit Naksansa Temple

Meals: B, L, D

Today, travel around 4.5 hours by coach to Sokcho. Visit Naksansa Temple complex, boasting a 1,300-year history this is one of the few temples in Korea to overlook the Sea of Japan. Here you will see the 15-metre high Buddha statue standing on a hill, gazing out over the East Sea. The terrain is flat, however there are some steps and slopes also. A total of 2 hours on foot today.



Destination Information

Naksansa Temple – Naksansa Temple is a Korean Buddhist temple complex that stands on the slopes of Naksan Mountain. It was founded in 671 by a Buddhist monk after he returned from studying abroad during the Chinese Tang Dynasty. It was rebuilt several times after, and the current building was erected in 1953. At the temple complex, there are some steps and slopes to ascend/descend, but the views are well worth it!

Day 10: Explore Mt Seorak

Meals: B, L, D

Spend the day in Seorak National Park, considered one of Korea's most beautiful mountains with its granite peaks, lush green valleys, and dense forests. Take a 1,100m-long cable car and then hike up to Gwongeumseong Fortress. Sections of the walk are over a flat walkway, however there are also sections which can be rocky and uneven, but the exceptional views are well worth it!

Return to the base by cable car and after lunch, enjoy hike along the valley. The walk is over flat ground, however the last section is over uneven terrain.

There will be some free time should you wish to visit the Sinheungsa Temple at your own leisure. A total of 3-4 hours on foot today.

**Destination Information**

Seorak National Park – Seoraksan, meaning Snowy Peaks Mountain, is the third-highest mountain in South Korea. Seorak National Park is the surrounding area. It is one of the most beautiful and iconic parks on the entire Korean Peninsula and a UNESCO Biosphere Protection site.

Gwongeumseong Fortress – Gwongeumseong Fortress is the site of an old mountaintop fortress of the Silla Kingdom located on Seoraksan Mountain which is reached by a cable car, followed by a short hike over a mixture of a flat walkway as well as some uneven rocky terrain.

Sinheungsa Temple – Sinheungsa is a head temple of the Jogye Order of Korean Buddhism situated on the slopes of Seoraksan in Seorak National Park. The temple was built in in the 7th century but was destroyed and reconstructed several times since.

Day 11: Return to Seoul

Meals: B, L, D

Transfer around 1 hour to Gangneung to board the train back to Seoul. The journey is around 2 hours. After arriving in Seoul, enjoy lunch and then check in to your hotel for some time at leisure. Insadong Alley is situated right next to the hotel and provides the perfect opportunity to browse the local stalls to take some souvenirs back home.

When taking the high-speed train, your luggage will be transferred separately and arrive later the same day.



Destination Information

Insadong Alley – Insadong Street, stretching over 700 meters, offers rich opportunities for visitors to experience Korean traditional culture and arts.

Stores here specialize in a wide variety of Korean goods, including hanbok (traditional clothing), hanji (traditional paper), traditional teas, pottery, and folk crafts. Jongmyo Royal Shrine - was a primary place of worship for kings throughout the Joseon Dynasty (1310-1910) and has been registered as a UNESCO World Cultural Heritage site.

Day 12: Visit the DMZ

Meals: B, L, D

A 5am start is required today as tickets to enter the DMZ are extremely limited and on a first come, first serve basis. Whilst every effort will be made to get the tickets, should this not be possible, then you will instead take a ride on the DMZ gondola and visit the Odusan Unification Observatory. A breakfast box will be provided today. You MUST bring your passport



Today, take an interesting morning tour to the DMZ, a strip of land running across the Korean Peninsula that serves as a buffer zone between North and South Korea. Visit the 3rd Infiltration Tunnel, Dorasan Observatory and the Unification Village. **Should you not wish to visit the DMZ, then the day is at leisure on your own in Seoul**

After returning to Seoul, stroll through Gwangjang Market before enjoying a farewell dinner at a local restaurant this evening.

Destination Information

DMZ – The Korean Demilitarized Zone is a strip of land running across the Korean Peninsula, dividing the Korean Peninsula roughly in half. It was established by the provisions of the Korean Armistice Agreement to serve as a buffer zone between North Korea and South Korea. Please note that while visiting the DMZ, photos can only be taken in the designated area and direction. You must bring your passport to enter the DMZ (a photocopy is not sufficient) and you must dress conservatively for this excursion. The visit to the DMZ does not include a visit to the Joint Security Area and the blue hut on the border itself. The DMZ, along with other areas of South Korea, is under close observation by the South Korean Government and as such changes may need to be made to your itinerary at short notice. Should this occur you guide will advise locally of any touring changes

The 3rd Infiltration Tunnel – The Third Tunnel of Aggression is one of four known tunnels situated within the Demilitarized Zone (DMZ) separating North Korea and South Korea. Located more than 70 meters beneath the ground and at 265 meters long via a steep slope, The Third Tunnel of Aggression is a highlight of any DMZ tour. The tunnel was built by North Korea in the 1970s, who initially denied its existence when South Korea discovered it later. The North were then said to have claimed it was a coal

mine, before it was revealed that they had dug the tunnel in order to launch a surprise attack on Seoul. The South eventually took control of the tunnel, blocking off the demarcation line with the North via concrete barricades.

Dorasan Observatory – Located at the top of Mt Dora, the Dorasan observatory looks across the Demilitarized Zone. Visitors can catch a rare glimpse of the reclusive North Korean state through binoculars from the observatory and will be able to see the North Korean propaganda village situated in the DMZ, a remnant of the old prosperity of the North.

Gwangjang Market – Gwangjang Market is one of the oldest and largest traditional markets in South Korea, with more than 5000 shops and 20,000 employees selling fabric, handmade crafts and hanbok (traditional costume).

Day 13-14: Depart Seoul

Meals: B

This morning is free at leisure before you transfer to the airport for your return flight home.

Please note: Only breakfast is included today. Late check-out is not included. If you wish to book a late check-out for your final day in Seoul, please contact our reservations department who can confirm the additional price and make this arrangement for you, subject to availability at the hotel.



SOUTH KOREA - TRAVEL INFORMATION

VISAS:

Entry visas (ETA - Electronic Travel Authorization) is required by all visitors to South Korea and Wendy Wu Tours Visa Department can assist you with the process of obtaining a visa. Please be advised that your passport must have at least six months validity left on it when you arrive back into New Zealand.

Please note the visa procedures and requirements may change at any time. These changes are often made by the relevant embassy or consulate, Wendy Wu Tours acts as a third party and has no influence on the process of a visa.

Currently a visa is required for New Zealand Passport holders. Your travel consultant will inform you if any changes are applicable prior to your departure.

INSURANCE:

We strongly recommend that you take out a policy as soon as you pay your deposit. Wendy Wu Tours cannot in any way be made liable for any additional cost incurred by the customer on any tour due to the customer not having adequate travel insurance.

We also encourage all customers to take a copy of their travel insurance documents (especially relevant international contact numbers) with them while on tour. We advise that you check the inclusions and procedures for lodging claims prior to your departure. These documents should be stored separately from the original

EATING IN SOUTH KOREA:

Korean cuisine is delicious, colourful and healthy. Meals are usually served with a bowl of rice and a bowl of soup and consist usually of banchan (side dishes) including Kimchi (seasoned and fermented vegetable), fish and meat. Most food is eaten with chopsticks so best get practicing as cutlery is not always available at restaurants. Korean food is generally hot and spicy compared to Chinese and Japanese cuisine.

All meals (excluding drinks) are included in our fully inclusive group tours from the groups' arrival until the day of departure. Our schedule of meals is designed so that you can experience the local dishes, their individual flavours as well as the different ways they are prepared and cooked throughout Korea

Breakfast will mostly be buffet style but may be a set-menu. Lunches and dinners are mostly pre-set options as is custom in many local restaurants. We usually find this style of dining suits the wide and varied tastes of our customers on tour. These are also pre-booked in advance prior to your arrival by your guides. All beverages will be at your own expense and are readily available.

Please note: if you have any dietary requirements, you must inform us before your tour starts, and please be aware that restaurants may not always be able to accommodate these. Gluten-free food may not be as readily available as in New Zealand. Your guide will ensure any dietary requirements are well catered for and will aim to introduce you to the best cuisine in each country. Your guide will normally eat with you if invited or eat separately if the group prefers. No refund will be given for any meals missed.

On some days where lots of sights are covered, dinner times may be early, and your tour group may head directly to the restaurant after sightseeing without stopping at your hotel to freshen up.

DEVELOPMENT IN SOUTH KOREA:

South Korea is a developed country and as such matches the west in modernity and technological advances. South Korea is a very safe country and takes great responsibility in maintaining high safety standards

TRANSPORT:

Coaches: Coaches with air conditioning are used on our group tours for city sightseeing, short excursions to the countryside and longer transfers where necessary. Roads in South Korea are well maintained and are comparatively smooth compared with the rest of Asia. *Please remember to wear your seatbelt at all times. Toilets, water bottles and USB/power sockets are not available on coaches.*

High-speed trains: Second class reserved seats are booked for our groups on high-speed trains; there will be toilet facilities on board. Due to the limited space on the trains, a separate luggage transfer service will be arranged for all suitcases.

TIPPING POLICY:

Local tipping is customary in Asia. We have a simple tipping system on our Group Tours where passengers contribute to a kitty, paid to the National Escort upon arrival, who then distributes it evenly and fairly across the drivers, guides, porters, waiters and others throughout the whole tour. This avoids the need for you to consider individual tipping situations daily throughout your trip. Any other tipping, such as tips for bathroom attendants, is at your discretion.

Please note - Dispatch of your luggage from the coach to the hotel lobby is included as part of your tipping kitty. If you wish to have your luggage taken up to your room by a hotel staff member, then additional tipping may be expected for this service and should be paid directly to the hotel staff

PORTERAGE:

Please be aware that portorage is not included on our tours in South Korea. You will therefore need to be able to handle your own luggage within the hotel and when using transportation like trains and coaches.

ACCOMMODATION:

Your accommodation is selected for convenience of location, comfort or character, and can range from a business hotel in one city to a family run guesthouse in a smaller town. In more remote areas, accommodation may be of a lower standard and may not have all western amenities.

Hotels are generally rated as local three to four-star standard, but please note that there is no international classification system for hotels and differences in facilities and quality do exist between New Zealand and South Korea.

All group tour hotels have private western bathroom facilities, air-conditioning, TV and telephone. Some hotels in South Korea have hot water restrictions, operating for a few hours at a time, usually in the morning and evenings. Hotels in South Korea often do not have porters and you will be required to carry your own luggage.

If you experience any difficulty, please speak to your National Escort/local guide. Rest assure that all hotels used by Wendy Wu Tours are regularly inspected by our staff and partners to ensure that standards meet your needs.

LUGGAGE:

All travellers are limited to two items of luggage each: a suitcase with a maximum weight of 20kg and one piece of hand luggage with a maximum weight of five kilograms. It is essential that your luggage is lockable. Please note that authorities will only allow bottles onto the aircraft if they have been checked in as main baggage. Bottles in hand luggage may be confiscated.

PERSONAL EXPENSES AND OPTIONAL TOURINGS:

Personal Expense - You will need to take some extra money to cover drinks, laundry and souvenirs, plus any additional sightseeing that may be offered to you.

Optional Tours - May be offered in each city you visit during your tour. These are not included in the standard itinerary and will only be available if time permits and if seats are available.

Please ensure you have additional funds available if you feel you may wish to participate in any extra activities. Each option will be arranged locally by your National Escort/Local Guide, participation and tipping for optional excursions is completely at your discretion.

CLIMBING STEPS:

Sightseeing at nearly all the palaces, fortresses and some temples involves climbing quite a number of steps. These palaces were built to provide defence against potential invaders so nearly all of them stand on top of a hill, while the interiors have layers of narrow hallways and steps to slow down the

advance of enemies once they were inside. The steps tend to be quite large, not level and sometimes without handrails. Buddhist temples or pagodas also tend to be built at an elevation, as this is the most auspicious position according to ancient beliefs. This means you sometimes need to walk from the bus park to the entrance, and/or need to climb some steps inside.

People with knee or hip injuries who have poor balance or are otherwise unable to complete these activities independently should consider the suitability of this itinerary carefully

VACCINATIONS AND YOUR HEALTH:

We recommend that you contact either your Doctor or Health centre for advice on vaccinations and travel health. Safetravel has a comprehensive website that you may also find useful www.safetravel.govt.nz

BEFORE YOU LEAVE:

We strongly recommend registering your travel plans with www.safetravel.govt.nz as in the event of an emergency, New Zealand Consular assistance will be more readily available.

Up until the day you travel, it is vital you keep up to date and familiarised with the entry requirements as these can change at short notice. You are personally responsible for completing any entry forms, conducting any covid tests (if necessary), etc and adhering to countries' specific entry requirements.

You can also access the New Zealand Government's travel advisory service for up-to-date information about your destination on the same website.

AFTER YOUR BOOKING:

Once you have booked with Wendy Wu Tours, you will receive a confirmation along with a link to our website where you can find your visa information (if applicable) and other important information. Your final documentation pack will be sent to you approximately 2-3 weeks prior to departure.

ITINERARY CHANGES:

It is our intention to adhere to the day-to-day itinerary as printed; however, the order of events or sightseeing may change as we look to improve our tours or as local conditions dictate; in these circumstances we will make the best possible arrangements whilst maintaining the integrity of your trip.

Updated: Dec 2023